

2
OUTLETS




Charging Ports	USB-A1+USB-C+USB-A2	USB-A1+USB-C+USB-A2	USB-C
Total Output	17W Max	PD 20W Max	PD 20W
Single USB A1/A2	5V 2.4A Max	5V 3A Max	/
Single USB C Output	5V 3A Max	PD(PPS) 20W 5V 3A/9V 2.22A/12V 1.67A	PD(PPS)20W 5V3A /9V2.22A/12V1.67A
USB A1/A2+C	5V 3.4A Max	5V 3A Max	/
Surge Protector	/	490 Joules	/
Dimensions	75x79x25.5mm	75x79x25.5mm	86x39x25mm
Cable	SJT/SJT-B 16AWG/3C	SJT/SJT-B 16AWG/3C	SPT-2/SPT-2-B 16AWG/2C

6
OUTLETS



Charging Ports	USB-A1+USB-C+USB-A2	USB-A1+USB-C+USB-A2	USB-C
Total Output	17W Max	PD 20W Max	PD 20W
Single USB A1/A2	5V 2.4A Max	5QC3.0 V 3A/9V 2A/12V 1.5A	/
Single USB C Output	5V 3A Max	PD(PPS)20W 5V 3A/9V 2.22A/12V 1.67A	PD(PPS)20W 5V 3A /9V 2.22A/12V 1.67A
USB A1/A2+C	5V 3.4A Max	5V 3A Max	/
Surge Protector	/	1200 Joules	/
Dimensions	163x79x48.5mm	163x79x48.5mm	98x39x25mm

3
OUTLETS



Charging Ports	USB-A1+USB-C1+USB-C2+USB-A2	USB-A1+USB-C1+USB-C2+USB-A2
Total Output	32W Max	32W Max
Single USB A1	QC3.0 5V 3A/9V 2.22A/12V 1.67A	QC3.0 5V 3A/9V 2.22A/12V 1.67A
Single USB A2	5V 3A Max	5V 3A Max
Single USB C1 Output	5V 3A Max	5V 3A Max
Single USB C2 Output	PD(PPS)20W 5V 3A/9V 2.22A/12V 1.67A	PD(PPS)20W 5V 3A/9V 2.22A/12V 1.67A
USB A1/A2+C	12W+PD 20W	12W+PD 20W
USB A1+C1+A2	12W+QC3.0 20W Max	12W+QC3.0 20W Max
USB C2+A2	5V 3A Max	5V 3A Max
Surge Protector	/	490Joules
Dimensions	93x101x47.6mm	93x101x47.6mm

3
OUTLETS



Charging Ports	USB-A1+USB-C+USB-A2	USB-A1+USB-C+USB-A2
Total Output	17W Max	PD 20W Max
Single USB A1/A2	5V 2.4A Max	QC3.0 5V 3A/9V 2A/12V 1.5A
Single USB C Output	5V 3A Max	PD(PPS)20W 5V 3A/9V 2.22A/12V 1.67A
USB A1/A2+C	5V 3.4A Max	5V 3A Max
Surge Protector	/	490 Joules
Dimensions	93x101x47.6mm	93x101x47.6mm

2
OUTLETS



Charging Ports	USB-A1+USB-C+USB-A2	USB-A1+USB-C+USB-A2
Total Output	17W Max	PD 20W Max
Single USB A1/A2	5V 2.4A Max	5V 3A Max
Single USB C Output	5V 3A Max	PD(PPS)20W 5V 3A/9V 2.22A/12V 1.67A
USB A1/A2+C	5V 3.4A Max	5V 3A Max
Surge Protector	/	490 Joules
Dimensions	78.3x70.5x48.5mm	78.3x70.5x48.5mm

3
OUTLETS



Charging Ports	USB-A1+USB-C+USB-A2	USB-A1+USB-C+USB-A2
Total Output	17W Max	PD 20W Max
Single USB A1/A2	5V 2.4A Max	5V 3A Max
Single USB C Output	5V 3A Max	PD(PPS)20W 5V 3A/9V 2.22A/12V 1.67A
USB A1/A2+C	5V 3.4A Max	5V 3A Max
Surge Protector	/	490 Joules
Dimensions	78.3x100.5x48.5mm	78.3x100.5x48.5mm

01

延长线系列 EXTENSION CORD



1
OUTLETS

450
JOULES

Item No.: FL-130 w/o surge
FL-130S 450J LED indicator
Electrical rating: AC 13A 125V 60Hz 1625W
Cabel: SPT-2 / SPT-2-B 16AWG/3C
3 USB ports: DC 5V 3.4A total



2
OUTLETS

450
JOULES

Item No.: FL-131 w/o surge
FL-131S 450J LED indicator
Electrical rating: AC 13A 125V 60Hz 1625W
Cabel: SPT-2 / SPT-2-B 16AWG/3C
2 USB ports: DC 5V 2.4A total



3
OUTLETS

450
JOULES

Item No.: FL-132 w/o surge
FL-132S 450J LED indicator
Electrical rating: AC 13A 125V 60Hz 1625W
Cabel: SPT-2 / SPT-2-B 16AWG/3C



3
OUTLETS

450
JOULES

Item No.: FL-133 w/o surge
FL-133S 450J LED indicator
Electrical rating: AC 13A 125V 60Hz 1625W
Cabel: SPT-2 / SPT-2-B 16AWG/3C
2 USB ports: DC 5V 2.4A total



1
OUTLETS

Item No.: FL-101 (FL-101C+FL-101P)
Indoor/Outdoor extension cord
SJT/SJT-B/SJTW
16AWGx3C / 14AWGx3C / 12AWGx3C



1
OUTLETS


Item No.: FL-101L (FL-101CL+FL-101P)
Indoor/Outdoor extension cord
SJT/SJT-B/SJTW
16AWGx3C / 14AWGx3C / 12AWGx3C



Item No.: FL-102 (FL-101C+FL-102P)
Indoor extension cord
SPT-3/SPT-3-B
16AWGx3C / 14AWGx3C



Item No.: FL-103 (FL-103C+FL-101P)
Indoor/Outdoor extension cord
SJT/SJT-B/SJTW
16AWGx3C / 14AWGx3C / 12AWGx3C



Item No.: FL-106 (FL-106C+FL-106P))
Indoor extension cord
SPT-2/SPT-2-B
16AWGx2C



Item No.: FL-107 (FL-107C+FL-106P)
Indoor/Outdoor extension cord
SJT/SJT-B/SJTW
16AWGx2C



Item No.: FL-110A (FL-110C+FL-102P)
Indoor extension cord
SJT/SJT-B/SJTW
16AWGx3C / 14AWGx3C



Item No.: FL-110B (FL-110C+FL-102P)
Indoor extension cord
SPT-2/SPT-2-B SPT-3/SPT-3-B
16AWGx3C (FL-103P Only) 16AWGx3C / 14AWGx3C



Item No.: FL-113A (FL-113C+FL-101P)
Indoor extension cord
SJT/SJT-B/SJTW
16AWGx3C / 14AWGx3C / 12AWGx3C



Item No.: FL-113B (FL-113C+FL-103P)
Indoor extension cord
SPT-2/SPT-2-B SPT-3/SPT-3-B
16AWGx3C 16AWGx3C / 14AWGx3C



Item No.: FL-115 (FL-115C+FL-101P)
Indoor/Outdoor extension cord
SJT/SJT-B/SJTW
16AWGx3C / 14AWGx3C / 12AWGx3C



Item No.: FL-115L (FL-115C+FL-101P)
Indoor/Outdoor extension cord (Transparent plugs, lighted female plug)
SJT/SJT-B/SJTW
16AWGx3C / 14AWGx3C / 12AWGx3C



Item No.: FL-116 (FL-103C+GF9)
GFCI Groud fault circuit intevrupter
Indoor/Outdoor extension cord
SJT/SJT-B/SJTW
16AWGx3C / 14AWGx3C / 12AWGx3C



Item No.: FL-117 (FL-115C+GF9)
GFCI Groud fault circuit intevrupter
Indoor/Outdoor extension cord
SJT/SJT-B/SJTW
16AWGx3C / 14AWGx3C / 12AWGx3C

EXTENSION CRODS



3
OUTLETS

Item No.: FL-119 (FL-101C+FL-101P)

Indoor/Outdoor extension cord
STW /SJTW 14AWGx3C



3
OUTLETS



Item No.: FL-121 (FL-121C+FL-106P)

Indoor extension cord
SPT-2/SPT-2-B 16AWGx2C



3
OUTLETS



Item No.: FL-122 (FL-122C+FL-101P)

Indoor extension cord
SJT/SJT-B/SJTW
16AWGx3C / 14AWGx3C



1
OUTLETS



Item No.: FL-112 (FL-112C+FL-101P)

AC power cord
SVT/SVT-B/SJT/SJT-B/SJTW
18AWGx3C / 16AWGx3C



3
OUTLETS

Item No.: FL-121SW (FL-121C+FL-106P))

Indoor extension cord
SPT-2/SPT-2-B
16AWGx2C



3
OUTLETS

Item No.: FL-20103C (FL-103C+FL-101P)

Indoor Tri-tap retractable cord reel
SJTW 16AWGx3C / 14AWGx3C

转换插座系列
Wall Tap

02

WALL TAP



2
OUTLETS
900
JOULES

Item No.: FL-JC57 w/o surge
FL-JC57S 900J surge
2-outlet wall tap with USB
2 USB ports: DC 5V 2.4A total



2
OUTLETS
900
JOULES

Item No.: FL-JC55 w/o surge
FL-JC55S 900J surge
2-outlet wall tap with USB
2 USB ports: DC 5V 2.4A total
With sensor LED night light.



3
OUTLETS
900
JOULES

Item No.: FL-JC56 w/o surge
FL-JC56S 900J surge
3-outlet wall tap with USB
2 USB ports: DC 5V 2.4A total
With sensor LED night light.



2
OUTLETS
1000
JOULES

Item No.: FL-JC31 w/o surge
FL-JC31S 1000J surge
2-outlet wall tap with USB
2 USB ports: DC 5V 2.4A total



3
OUTLETS
1000
JOULES

Item No.: FL-JC32 w/o surge
FL-JC32S 1000J surge
3-outlet wall tap with USB
2 USB ports: DC 5V 2.4A total



3
OUTLETS
300
JOULES

Item No.: FL-JC37 w/o surge
FL-JC37S 300J surge
3-outlet wall tap with USB
2 USB ports: DC 5V 2.4A total



3
OUTLETS
300
JOULES

Item No.: FL-JC42 w/o surge
FL-JC42S 300J surge
3-outlet wall tap with USB
2 USB ports: DC 5V 2.4A total



6
OUTLETS
300
JOULES

Item No.: FL-JC43 w/o surge
FL-JC43S 300J surge
6-outlet wall tap with USB
2 USB ports: DC 5V 2.4A total



6
OUTLETS
1050
JOULES

Item No.: FL-JC45 w/o surge
FL-JC45S 1050J surge
6-outlet wall tap with USB
2 USB ports: DC 5V 2.4A total
1 side(3 outlets) rotatable



6
OUTLETS
1000
JOULES

Item No.: FL-JC63 w/o surge
FL-JC63S 1000J surge
6-outlet wall tap
1 side(3 outlets) rotatable



3
OUTLETS
1050
JOULES

Item No.: FL-JC46 w/o surge
FL-JC46S 300J surge
FL-JC46S3 1050J surge
3-outlet wall tap with USB
2 USB ports: DC 5V 2.4A total



6
OUTLETS
1050
JOULES

Item No.: FL-JC49 w/o surge
FL-JC49S 300J surge
FL-JC49S3 1050J surge
6-outlet wall tap with USB
2 USB ports: DC 5V 2.4A total





3
OUTLETS

Item No.: FL-JC13




3
OUTLETS

Item No.: FL-JC15




3
OUTLETS

Item No.: FL-JC17




1
OUTLETS

Item No.: FL-JC18




3
OUTLETS

Item No.: FL-JC19




3
OUTLETS

Item No.: FL-JC20




3
OUTLETS

Item No.: FL-JC22





6
OUTLETS

Item No.: FL-JC23




6
OUTLETS

Item No.: FL-JC25

3
OUTLETS

Item No.: FL-JC27




6
OUTLETS

Item No.: FL-JC28




3
OUTLETS

Item No.: FL-JC29





6
OUTLETS

Item No.: FL-JC33




1
OUTLETS

Item No.: FL-JC35

3
OUTLETS

Item No.: FL-JC38




1
OUTLETS

Item No.: FL-JC39




3
OUTLETS

Item No.: FL-JC40



3
OUTLETS

Item No.: FL-JC41





3
OUTLETS

Item No.: FL-JC62

6
OUTLETS

Item No.: FL-JC65


1
OUTLETS

Item No.: FL-JC58



1
OUTLETS

Item No.: FL-JC59



1
OUTLETS

Item No.: FL-JC60



1
OUTLETS

Item No.: FL-JC61

03

插线板系列 POWER STRIP



6
OUTLETS

METAL
HOUSING

Item No.: FL-286
Lighted reset switch with built-in 15A circuit breaker.
Electrical rating: AC 15A 125V 60Hz 1875W
Cabel: SJT 14AWG/3C
2 USB ports: DC 5V 3.4A total
LED lamp: 20W total (10W each), 500 Lumen



8
OUTLETS

METAL
HOUSING

Item No.: FL-288
Lighted reset switch with built-in 15A circuit breaker.
Electrical rating: AC 15A 125V 60Hz 1875W
Cabel: SJT 14AWG/3C
2 USB ports: DC 5V 3.4A total
LED lamp: 20W total (10W each), 500 Lumen



6
OUTLETS
90/350
JOULES

Item No.: FL-296 w/o surge
FL-296S 90J/350J
Lighted reset switch with built-in 15A circuit breaker.
Electrical rating: AC 15A 125V 60Hz 1875W
Cable: SJT 14AWG/3C



8
OUTLETS
90/350
JOULES

Item No.: FL-298 w/o surge
FL-298S 90J/350J
Lighted reset switch with built-in 15A circuit breaker.
Electrical rating: AC 15A 125V 60Hz 1875W
Cable: SJT 14AWG/3C



6
OUTLETS
90
JOULES

selective
color:

Item No.: FL-25 w/o surge
FL-25S 90J
Lighted reset switch with built-in 15A circuit breaker.
Electrical rating: AC 15A 125V 60Hz 1875W
Cable: SJT 14AWG/3C



6
OUTLETS
900
JOULES

selective
color:

Item No.: FL-25S3 900J
Lighted reset switch with built-in 15A circuit breaker.
Electrical rating: AC 15A 125V 60Hz 1875W
Cable: SJT 14AWG/3C

POWER STRIP



6
OUTLETS
90
JOULES

Item No.: FL-27 w/o surge
FL-27S 90J

Lighted reset switch with built-in 15A circuit breaker.
Electrical rating: AC 15A 125V 60Hz 1875W
Cable: SJT 14AWG/3C



3
OUTLETS

Item No.: FL-203

Lighted On/Off switch
Electrical rating: AC 15A 125V 60Hz 1875W
Cable: SJT 14AWG/3C



5
OUTLETS
1200
JOULES

Item No.: FL-205 w/o surge
FL-205S3 1200J LED indicator

Button switch with built-in 15A circuit breaker.
Electrical rating: AC 15A 125V 60Hz 1875W
Cable: SJT 14AWG/3C



Surge indicator



6
OUTLETS
270
JOULES

Item No.: FL-207 w/o surge
FL-207S 90J
FL-207S3 270J LED indicator

Lighted reset switch with built-in 15A circuit breaker.
Electrical rating: AC 15A 125V 60Hz 1875W
Cable: SJT 14AWG/3C



6
OUTLETS
1200
JOULES
—
METAL HOUSING

Item No.: FL-209 w/o surge
FL-209S 90J
FL-209S3 1200J LED indicator

Lighted reset switch with built-in 15A circuit breaker.
Electrical rating: AC 15A 125V 60Hz 1875W
Cable: SJT 14AWG/3C



8
OUTLETS
1200
JOULES
—
METAL HOUSING

Item No.: FL-210 w/o surge
FL-210S 90J
FL-210S3 1200J LED indicator

Lighted reset switch with built-in 15A circuit breaker.
Electrical rating: AC 15A 125V 60Hz 1875W
Cable: SJT 14AWG/3C



POWER STRIP



6
OUTLETS
3200
JOULES

Item No.: FL-212 w/o surge
FL-212S 400J
FL-212S3 1200J LED indicator
FL-212S8 3200J LED indicator

Lighted reset switch with built-in 15A circuit breaker.
Electrical rating: AC 15A 125V 60Hz 1875W
Cable: SJT 14AWG/3C



6
OUTLETS
1200
JOULES
—
METAL HOUSING

Item No.: FL-216 w/o surge
FL-216S 90J
FL-216S3 1200J LED indicator

Lighted reset switch with built-in 15A circuit breaker.
Electrical rating: AC 15A 125V 60Hz 1875W
Cable: SJT 14AWG/3C



4
OUTLETS
90
JOULES

Item No.: FL-219 w/o surge
FL-219S 90J

Lighted reset switch with built-in 15A circuit breaker.
Electrical rating: AC 15A 125V 60Hz 1875W
Cable: SJT 14AWG/3C



12
OUTLETS
—
METAL HOUSING

Item No.: FL-217
Lighted reset switch with built-in 15A circuit breaker.
Electrical rating: AC 15A 125V 60Hz 1875W
Cable: SJT 14AWG/3C



6
OUTLETS
90
JOULES

Item No.: FL-220 w/o surge
FL-220S 90J

Built-in 15A circuit breaker.
Electrical rating: AC 15A 125V 60Hz 1875W
Cable: SJT 14AWG/3C



3
OUTLETS
1600
JOULES

Item No.: FL-225 w/o surge
FL-225S 90J
FL-225S3 1200J LED indicator
FL-225S4 1600J LED indicator

Lighted reset switch with built-in 15A circuit breaker.
Electrical rating: AC 15A 125V 60Hz 1875W
Cable: SJT 14AWG/3C
2 USB ports: DC 5V 2.1A total



POWER STRIP



6
OUTLETS
1600
JOULES

Item No.: FL-226 w/o surge
FL-226S 90J
FL-226S3 1200J LED indicator
FL-226S4 1600J LED indicator

Lighted reset switch with built-in 15A circuit breaker.
Electrical rating: AC 15A 125V 60Hz 1875W
Cable: SJT 14AWG/3C
2 USB ports: DC 5V 2.1A total



10
OUTLETS
-
METAL
HOUSING

Item No.: FL-228
FL-228S3

Lighted reset switch with built-in 15A circuit breaker.
Electrical rating: AC 15A 125V 60Hz 1875W
Cable: SJT 14AWG/3C



4
OUTLETS
1200
JOULES

Item No.: FL-230 w/o surge
FL-230S 90J
FL-230S3 1200J LED indicator

Lighted reset switch with built-in 15A circuit breaker.
Electrical rating: AC 15A 125V 60Hz 1875W
Cabel: SJT 14AWG/3C



6
OUTLETS
1200
JOULES

Item No.: FL-231 w/o surge
FL-231S 90J
FL-231S3 1200J LED indicator

Lighted reset switch with built-in 15A circuit breaker.
Electrical rating: AC 15A 125V 60Hz 1875W
Cabel: SJT 14AWG/3C



8
OUTLETS
1200
JOULES

Item No.: FL-232 w/o surge
FL-232S 90J
FL-232S3 1200J LED indicator

Lighted reset switch with built-in 15A circuit breaker.
Electrical rating: AC 15A 125V 60Hz 1875W
Cabel: SJT 14AWG/3C



4
OUTLETS
1200
JOULES

Item No.: FL-233 w/o surge
FL-233S 90J
FL-233S3 1200J LED indicator

Lighted reset switch with built-in 15A circuit breaker.
Electrical rating: AC 15A 125V 60Hz 1875W
Cabel: SJT 14AWG/3C



POWER STRIP



6
OUTLETS
1200
JOULES

Item No.: FL-235 w/o surge
FL-235S 90J
FL-235S3 1200J LED indicator

Lighted reset switch with built-in 15A circuit breaker.
Electrical rating: AC 15A 125V 60Hz 1875W
Cabel: SJT 14AWG/3C



7
OUTLETS
1200
JOULES

Item No.: FL-236 w/o surge
FL-236S 90J
FL-236S3 1200J LED indicator

Lighted reset switch with built-in 15A circuit breaker.
Electrical rating: AC 15A 125V 60Hz 1875W
Cabel: SJT 14AWG/3C



4
OUTLETS
90
JOULES

Item No.: FL-242 w/o surge
FL-242S 90J

Lighted reset switch with built-in 15A circuit breaker.
Electrical rating: AC 15A 125V 60Hz 1875W
Cable: SJT 14AWG/3C



6
OUTLETS
90
JOULES

Item No.: FL-243 w/o surge
FL-243S 90J

Lighted reset switch with built-in 15A circuit breaker.
Electrical rating: AC 15A 125V 60Hz 1875W
Cable: SJT 14AWG/3C



8
OUTLETS
300
JOULES
-
METAL
HOUSING

Item No.: FL-252 w/o surge
FL-252S 90J

Lighted reset switch with built-in 15A circuit breaker.
Electrical rating: AC 15A 125V 60Hz 1875W
Cable: SJT 14AWG/3C



8
OUTLETS
1200
JOULES

Item No.: FL-255 w/o surge
FL-255S 300J
FL-255S3 1200J LED indicator

Lighted reset switch with built-in 15A circuit breaker.
Electrical rating: AC 15A 125V 60Hz 1875W
Cable: SJT 14AWG/3C



POWER STRIP



6
OUTLETS

1200
JOULES
-
METAL
HOUSING

Item No.: FL-256S3 1200J
Lighted reset switch with built-in 15A circuit breaker.
Electrical rating: AC 15A 125V 60Hz 1875W
Cable: SJT 14AWG/3C



6
OUTLETS

1200
JOULES

Item No.: FL-258 w/o surge
FL-258S 1200J
Button switch with built-in 15A circuit breaker.
Electrical rating: AC 15A 125V 60Hz 1875W
Cable: SJT 14AWG/3C
2 USB ports: DC 5V 2.4A total



5
OUTLETS

90
JOULES

Item No.: FL-297 w/o surge
FL-297S 90J
Lighted reset switch with built-in 15A circuit breaker.
Electrical rating: AC 15A 125V 60Hz 1875W
Cable: SJT 14AWG/3C



2
OUTLETS

1200
JOULES

Item No.: FL-257 w/o surge
FL-257S3 1200J
Button switch with built-in 15A circuit breaker.
Electrical rating: AC 15A 125V 60Hz 1875W
Cable: SJT 14AWG/3C
4 USB ports: DC 5V 4.2A total
Built-in smart identification chip for fast charge.



4
OUTLETS

90
JOULES

Item No.: FL-259 w/o surge
FL-259S 90J
Lighted reset switch with built-in 15A circuit breaker.
Electrical rating: AC 15A 125V 60Hz 1875W
Cable: SJT 14AWG/3C



6
OUTLETS

90
JOULES

Item No.: FL-260 w/o surge
FL-260S 90J
Lighted reset switch with built-in 15A circuit breaker.
Electrical rating: AC 15A 125V 60Hz 1875W
Cable: SJT 14AWG/3C

POWER STRIP



6
OUTLETS

1050
JOULES
-
FAST
CHARGE

Item No.: FL-270 w/o surge
FL-270S 350J
FL-270S3 1050J LED indicator
Lighted reset switch with built-in 15A circuit breaker.
Electrical rating: AC 15A 125V 60Hz 1875W
Cable: SJT 14AWG/3C
2 USB ports: DC 5V 2.4A total



6
OUTLETS

450
JOULES
-
FAST
CHARGE

Item No.: FL-272 w/o surge
FL-272S 150J
FL-272S3 450J LED indicator
Lighted reset switch with built-in 15A circuit breaker.
Electrical rating: AC 15A 125V 60Hz 1875W
Cable: SJT 14AWG/3C
2 USB ports: DC 5V 2.4A total



2
OUTLETS

1050
JOULES
-
FAST
CHARGE

Item No.: FL-275S3 450J LED indicator
Solid on/off button switch with built-in circuit breaker.
1050Joules surge protection
CABLE: SJT 14AWG/3C SJT 16AWG/3C
3 USB ports: DC 5V 3.1A total



8
OUTLETS

1050
JOULES
-
FAST
CHARGE

Item No.: FL-271 w/o surge
FL-271S 350J
FL-271S3 1050J LED indicator
Lighted reset switch with built-in 15A circuit breaker.
Electrical rating: AC 15A 125V 60Hz 1875W
Cable: SJT 14AWG/3C
2 USB ports: DC 5V 2.4A total



2
OUTLETS

450
JOULES
-
FAST
CHARGE

Item No.: FL-273S3 450J LED indicator
Solid on/off button switch with built-in circuit breaker.
450Joules surge protection
CABLE: SJT 14AWG/3C SJT 16AWG/3C
3 USB ports: DC 5V 3.1A total



4
OUTLETS

1200
JOULES

Item No.: FL-T4 w/o surge
FL-T4S 90J/400J
FL-T4S3 1200J LED indicator
Lighted reset switch with built-in 15A circuit breaker.
Electrical rating: AC 15A 125V 60Hz 1875W
Cable: SJT 14AWG/3C



POWER STRIP



6
OUTLETS
1200
JOULES

Item No.: FL-T6 w/o surge
FL-T6S 90J/400J
FL-T6S3 1200J LED indicator

Lighted reset switch with built-in 15A circuit breaker.
Electrical rating: AC 15A 125V 60Hz 1875W
Cable: SJT 14AWG/3C



7
OUTLETS
1200
JOULES

Item No.: FL-T7 w/o surge
FL-T7S 90J/400J
FL-T7S3 1200J LED indicator

Lighted reset switch with built-in 15A circuit breaker.
Electrical rating: AC 15A 125V 60Hz 1875W
Cable: SJT 14AWG/3C



7
OUTLETS
1200
JOULES

Item No.: FL-201S3
1 Master, 4 Slaves. 2 Normale
Electrical Rating: AC15A 125V 60Hz 1875W
15A circuit breaker/rocker switch combo with reset feature
to safely shut-off overload or short circuit occurrence
3 way protection, Max dissipation 1200 Jouleso
Surge LED indicator, Master working LED indicator
Do not need put out the plug from power,
can save 100% energy on Slave



6
OUTLETS
1200
JOULES

Item No.: FL-TP6 w/o surge
FL-TP6S 90J
FL-TP6S3 1200J LED indicator

Lighted reset switch with built-in 15A circuit breaker.
Electrical rating: AC 15A 125V 60Hz 1875W
Cable: SJT 14AWG/3C



8
OUTLETS
1200
JOULES

Item No.: FL-TP8 w/o surge
FL-TP8S 90J
FL-TP8S3 1200J LED indicator

Lighted reset switch with built-in 15A circuit breaker.
Electrical rating: AC 15A 125V 60Hz 1875W
Cable: SJT 14AWG/3C



7
OUTLETS
2400
JOULES
ENERGY
SAVING
SOCKET

Item No.: FL-202S8-MTT

1 Master, 5 Slaves, 1 Normal
Electrical Rating: AC15A 125V 60Hz 1875W
15A circuit breaker/rocker switch combo with reset feature
to safely shut-off overload or short circuit occurrence
3 ways surge protection, Max dissipation 3200joules
Surge LED indicator, Ground LED indicator, Master
working LED indicator
RJ11 protection, 1-in/2-out
RJ45 portection, 1-in/1-outo
Coax line protection, 1-in/1-out
Do not need put out the plug from power, can save
100% energy on Slave



8
OUTLETS
300
JOULES
METAL
HOUSING

Item No.: FL-293 w/o surge
FL-293S 300J

Lighted reset switch with built-in 15A circuit breaker.
Electrical rating: AC 15A 125V 60Hz 1875W
Cable: SJT 14AWG/3C



8
OUTLETS
300
JOULES
METAL
HOUSING

Item No.: FL-295 w/o surge
FL-295S 300J

Built-in 15A circuit breaker
Lighted On/Off switch
The power is controlled by a separate switch
Electrical rating: AC 15A 125V 60Hz 1875W
Cable: SJT 14AWG/3C



5 in 1 value pack

- 6-outlet surge protector power strip
- 3-outlet wall Tap
- 6-outlet wall Tap
- 3-outlet 6 ft Household Extension Cord
- Night Light



Twinpack



FL-3-1



6
OUTLETS



Item No.: FL-28

6
OUTLETS



Item No.: FL-29

6
OUTLETS



Item No.: FL-33

6
OUTLETS



Item No.: FL-33G

6
OUTLETS



Item No.: FL-38

10
OUTLETS




Item No.: FL-229

6
OUTLETS



Item No.: FL-426D

4
OUTLETS



Item No.: FL-428C

4
OUTLETS



Item No.: FL-428E

4
OUTLETS



Item No.: FL-429



6
OUTLETS

Outdoor Yard Stake

Specifications:
Lighted reset switch with built-in 15A circuit breaker
Electrical rating: AC 15A 125V 60Hz 1875W




Item No.: FL-277
Mechanical Power
Stake Timer



Item No.: FL-278
Power Stake Timer
with Photocell

POWER STRIP

5
OUTLETS



Item No.: FL-528

6
OUTLETS




Item No.: FL-516

5
OUTLETS




Item No.: FL-515

4
OUTLETS




Item No.: FL-1104

5
OUTLETS



Item No.: FL-1105

6
OUTLETS



Item No.: FL-1106

4
OUTLETS



Item No.: FL-8684

插头/插尾系列
Plugs & Sockets

04

W
E
B
S
T
A
R
T
E
R
S



Wire and cable abbreviations

S = Service
J = Junior

O = Oil Resistant
T = Thermoplastic/vinyl

P = parallel
E = Elastomer

S
Standard service. Rubber-insulated portable. Stranded copper conductors with separator and individual rubber installations. Rated at 600V.

SJ
Service junior. Jacket is half the thickness of the Standard Service (S) cord. Same construction. Rated at 300V. The cords are exactly the same inside the jacket.

ST
Extra hard usage, jacketed thermoplastic construction. 600V, 60°C to 105°C.

SJT
Hard usage thermoplastic rubber-insulated conductors and overall thermoplastic jacket. Rated 300V, 60°C to 105°C.

STO
Service Junior rubber-insulated portable cord but with neoprene, oil-resistant compound. Rated 300V, 60°C, 75°C or 90°C.

STOO
Same as SJO except inner conductor insulation and outer jacket are oil resistant.

SJW
Extra hard usage cord. 600V Jacket, 60°C to 105°C. Weather resistant for outdoor use.

SJTW
Hard usage thermoplastic or rubber-insulated conductors and overall thermoplastic jacket. 300V, 60°C to 105°C. Weather resistant for outdoor use.

SPT-1
All thermoplastic construction, parallel jacketed. 300V, 60°C to 105°C, 2 or 3 conductor (18 gauge).

SPT-2
Same as SPT-1 but heavier construction (18 - 16 gauge).

SPT-3
Same as SPT-2 but for hard usage (18 - 10 gauge).

SRDT
Portable range or dryer cable, 3 conductor parallel type of 4 insulated conductors, jacketed. All thermoplastic construction. 300V, maximum temperature of 60°C.

SU
Vacuum cleaner cord. A light round cord designed for flexibility. The copper is pulled to a finer gauge before bunching.

SUT
Vacuum cleaner service cord. All plastic construction, 2 or 3 conductor. Third Conductor for grounding use only. For light duty use. 300V, 60°C to 105°C.

HPN
Two-conductor, neoprene-insulated heater cord. Parallel construction. For use in damp locations. 300V, 90°C.